



Bay Park Towers

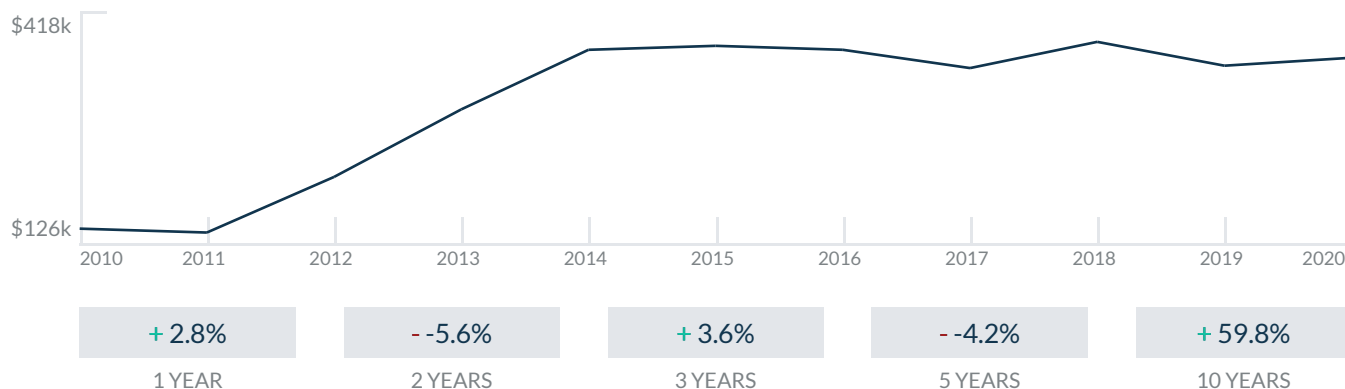
3301 NE 5th Ave
Miami, FL 33137

Every month we compile this comprehensive market report focus on Bay Park Towers in this convenient and easy to read format. Our datas comes from more than six different sources including MLS Associations, County Offices and Financial Institutions. Get this report for free every month on our website bayparktowerscondosforsale.com.

Property Stats

POSTAL CODE 33137

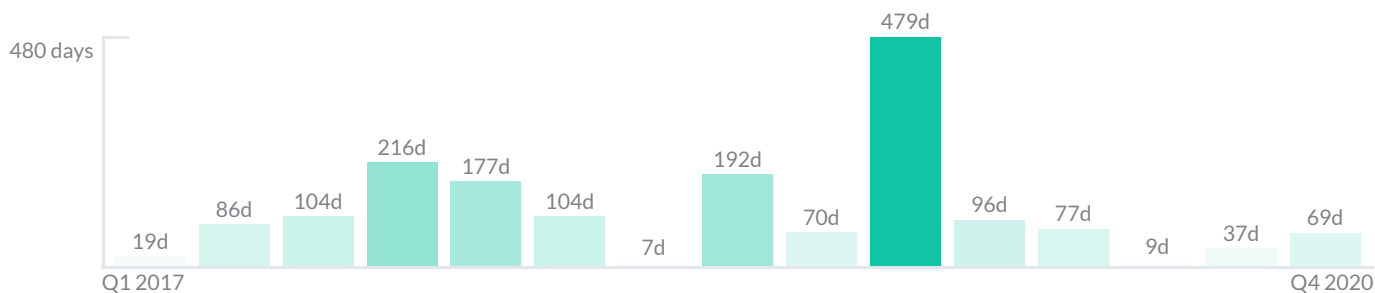
The property stats graph represents the median price evolution since ten years in your postal code area.



Similar Properties

DAYS ON THE MARKET

Everyday 3 months we monitor how many days it takes for similar properties to be sold. This is also a good indicator to know when to buy or sale!



Mortgage Rates

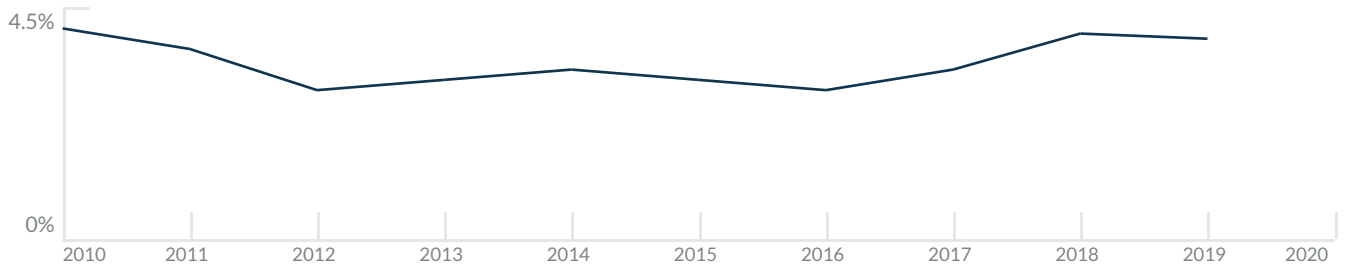
PER YEAR

Understanding mortgage economics is important when you want to buy with a loan. Below is the historical yearly average mortgage rates in the Unites States retrieved from Freddie Mac©

30 YEARS FIXED 4.4%



15 YEARS FIXED 3.9%



5/1-YEAR ADJUSTABLE 3.9%



Schools

CLOSEST

Having good schools nearby is important if you have kids or plan to rent or sell your home. Ratings are retrieved from the leading independent and nonprofit GreatSchools©

ELEMENTARY SCHOOL	MIDDLE SCHOOL	HIGH SCHOOL
School For Advanced Studies in Music	De Hostos Youth Leadership Charter School	Artistic Culture Senior High School
10/10	1/10	10/10

Insights

IN BAY PARK TOWERS






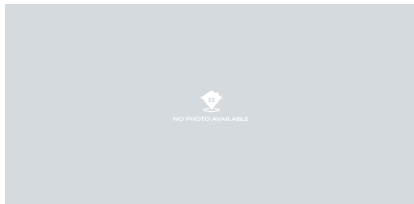
Below the average listing prices of available unit per property type.



Activity

SOLD OR RENTED

Below the latest transactions reported by the local MLS Association for Bay Park Towers

 <p>\$170,000</p> <p>UNIT 812</p> <p>1 Bath 0 Bed</p> <p>SOLD OCT 2020</p>	 <p>\$179,000</p> <p>UNIT 921</p> <p>1 Bath 0 Bed</p> <p>SOLD OCT 2020</p>	 <p>\$1,400</p> <p>UNIT 912</p> <p>1 Bath 0 Bed</p> <p>RENTED OCT 2020</p>
 <p>\$170,000</p> <p>UNIT 503</p> <p>1 Bath 1 Bed</p> <p>SOLD OCT 2020</p>	 <p>\$1,500</p> <p>UNIT 708</p> <p>1 Bath 1 Bed</p> <p>RENTED OCT 2020</p>	 <p>\$189,000</p> <p>UNIT 316</p> <p>1 Bath 1 Bed</p> <p>SOLD AUG 2020</p>

Sold

LAST 20 PROPERTIES SOLD IN BAY PARK TOWERS

Unit	Price	Beds/Baths	\$/Sqft	Sqft	Buying Date	Days on Market
812	\$170,000	0/1	\$386.4	440	Oct 2020	18
921	\$179,000	0/1	\$267.2	670	Oct 2020	138
503	\$170,000	1/1	\$193.2	880	Oct 2020	50
316	\$189,000	1/1	\$229.9	822	Aug 2020	13
1007	\$225,000	1/1	\$288.8	779	Jul 2020	61
1107	\$168,900	1/1	\$216.8	779	Jun 2020	9
221	\$178,890	0/1	\$267.0	670	Mar 2020	92
205	\$189,900	1/1	\$231.0	822	Mar 2020	15
501	\$176,000	1/1	\$222.8	790	Mar 2020	36
521	\$165,000	0/1	N/A	N/A	Feb 2020	22
310	\$240,000	2/2	\$193.5	1,240	Jan 2020	220
712	\$149,900	0/1	\$340.7	440	Dec 2019	62
612	\$149,900	0/1	\$340.7	440	Dec 2019	62
509	\$160,000	0/1	\$320.0	500	Nov 2019	269
820	\$169,000	1/1	\$213.9	790	Nov 2019	20
721	\$160,000	0/1	\$238.8	670	Oct 2019	191
702	\$187,000	1/1	\$227.5	822	Oct 2019	34
815	\$186,000	1/1	\$258.3	720	Oct 2019	35
1214	\$175,000	1/1	\$224.6	779	Sep 2019	86
1007	\$159,000	1/1	\$204.1	779	Jul 2019	1302

Rented

LAST 20 PROPERTIES RENTED IN BAY PARK TOWERS

Unit	Price	Beds/Baths	\$/Sqft	Sqft	Rented Date	Days on Market
912	\$1,400	0/1	\$3.2	440	Oct 2020	227
708	\$1,500	1/1	\$1.8	822	Oct 2020	47
1107	\$1,499	1/1	\$1.9	779	Aug 2020	42
1219	\$1,350	0/1	\$2.7	500	Aug 2020	60
1007	\$1,695	1/1	\$2.2	779	Aug 2020	138
815	\$1,700	1/1	\$2.4	720	Aug 2020	61
509	\$1,450	0/1	\$2.9	500	Aug 2020	32
507	\$1,900	1/1	\$2.4	779	Jul 2020	62
109	\$1,450	0/1	\$3.3	440	Jul 2020	69
1011	\$2,200	2/2	\$1.9	1,160	Jul 2020	106
106	\$1,300	0/1	\$2.6	500	Jul 2020	106
1104	\$1,700	1/1	\$1.9	875	Jun 2020	10
PH-4	\$1,550	1/1	\$2.0	782	Jun 2020	75
913	\$1,650	1/1	\$2.0	822	May 2020	35
607	\$1,558	1/1	\$2.0	779	Apr 2020	73
903	\$1,600	1/1	\$1.8	880	Mar 2020	14
310	\$2,300	2/2	\$1.9	1,240	Mar 2020	26
803	\$1,575	1/1	\$1.8	880	Jan 2020	5
903	\$1,650	1/1	\$1.9	880	Jan 2020	28
1001	\$1,675	1/1	\$2.1	790	Jan 2020	239

Currently Listed

ACTIVE LISTINGS 1/2

Unit	Price	Beds/Baths	\$/Sqft	Sqft	Listing Date	Owner
PH-9	\$253,900	1/1	\$324.7	782	Sep 2020	N/A
PH-03	\$1,600/mth	1/1	\$1.9	830	Sep 2020	N/A
PH-03	\$150,000	1/1	\$180.7	830	Oct 2020	TEOFILO LAMA
PH-08	\$150,000	0/1	\$279.3	537	Sep 2020	TEOFILO LAMA
PH-9	\$249,999	1/1	\$319.7	782	Sep 2020	N/A
204	\$1,600/mth	1/1	\$1.8	875	Oct 2020	CARLOS A BE...
207	\$1,500/mth	1/1	\$1.9	779	Oct 2020	JOSE GUILLER...
218	\$2,500/mth	2/2	\$2.0	1230	Sep 2020	ILSE VIOLETA...
308	\$235,000	1/1	\$285.9	822	Sep 2020	SANDRA BEN...
310	\$299,000	2/2	\$241.1	1240	Oct 2020	KATHLEEN L...
317	\$1,600/mth	1/1	\$1.9	822	Sep 2020	
410	\$425,000	2/2	\$342.7	1240	Oct 2020	MARIA LUISA...
412	\$1,500/mth	0/1	\$3.4	440	Sep 2020	MARIA LUISA...
504	\$238,000	1/1	\$272.0	875	Sep 2020	MARLEN ALIN...
511	\$2,300/mth	2/2	\$2.0	1160	Oct 2020	CHARLES D LE...
515	\$1,700/mth	1/1	\$2.4	720	Oct 2020	AIMEE FRAGU...
602	\$1,675/mth	1/1	\$2.0	822	Oct 2020	MARIA CONC...
606	\$1,700/mth	1/1	\$2.2	780	Oct 2020	RICARDO ZU...
703	\$199,999	1/1	\$227.3	880	Oct 2020	SUZZETTE M...
721	\$1,750/mth	0/1	\$2.6	670	Sep 2020	ROBERTO J L...

Currently Listed

ACTIVE LISTINGS 2/2

Unit	Price	Beds/Baths	\$/Sqft	Sqft	Listing Date	Owner
801	\$1,550/mth	1/1	\$2.0	790	Sep 2020	JANE A CAPO...
801	\$1,550/mth	1/1	\$2.0	790	Oct 2020	JANE A CAPO...
901	\$180,000	1/1	\$227.8	790	Oct 2020	SEBASTIAN G...
1106	\$1,850/mth	1/1	\$2.4	780	Oct 2020	EMILIANO FA...
1208	\$1,600/mth	1/1	\$1.9	822	Oct 2020	SAMUEL I BU...
1213	\$235,000	1/1	\$285.9	822	Oct 2020	FRANCISCO J...
1216	\$1,700/mth	1/1	\$2.1	822	Sep 2020	CAROLINA CA...